

**GOVERNMENT OF NATIONAL CAPITAL TERRITORY OF DELHI
DIRECTORATE GENERAL OF HEALTH SERVICES
(NURSING HOME CELL)**

3RD FLOOR, DGD BUILDING, S-1, SCHOOL BLOCK, SHAKARPUR, DELHI- 110092

F.23/Misc/COVID-19/DGHS/NHC/2020/Pt XVIII/ 9367-375

Dated 15/01/2021

ORDER

Whereas, Order No. F.23/Misc/COVID-19/DGHS/NHC/2020/Pt VIII/9150-9158 dated 31.12.2020 was issued by this Directorate wherein the capacity of COVID beds in 108 private hospitals/ nursing homes was revised in order to de-escalate the number of COVID beds in private sector.

Whereas, Order No. F.23/Misc/COVID-19/DGHS/NHC/2020/Pt XIX/9227-236 dated 06.01.2021 & Addendum dated F.23/Misc/COVID-19/DGHS/NHC/2020/Pt XIX/9257-264 dated 08.01.2021 were issued by this Directorate wherein the capacity of COVID beds /COVID ICU beds in 73 private hospitals & 01 private hospitals, respectively was revised in order to de-escalate the number of COVID beds/COVID ICU beds in private sector.

Whereas, a review meeting was held by the competent authority on 15.01.2021 wherein the data with respect to pattern of COVID beds & COVID ICU beds occupancy on 15.01.2021 in 115 private hospitals providing COVID related treatment was analyzed.

Whereas, keeping in view the low occupancy of COVID beds/COVID ICU beds in the private hospitals it was decided in the said review meeting to further de-escalate COVID beds from existing 30% of the total bed capacity to 15% of the total bed capacity & COVID ICU beds from existing 40% of total ICU bed capacity to 25% of total ICU bed capacity or at least twice the number of occupancy of COVID beds & COVID ICU beds as on 15.01.2021, whichever is higher in 45 private hospitals having total bed capacity of more than 100 beds and providing COVID related treatment as listed in **Annexure 'A'**.


Whereas, it was also decided in the said review meeting that the keepers of 70 private hospitals having bed capacity of upto 100 beds or less listed in **Annexure 'B'** shall have an option of reserving COVID beds & COVID ICU beds in their respective hospitals. However, in case there is/are COVID patients already admitted in such hospitals, they shall reserve at least twice the number of occupied COVID beds & COVID ICU beds till the time such patients are discharged or there is no COVID patient admitted in the concerned hospital.



Dr. R. N. DAS
Medical Superintendent Nursing Home
Government of NCT of Delhi

Therefore, the revised COVID ICU bed strength in 45 & 70 private hospitals would be as mentioned in Annexure 'A' & 'B', respectively with immediate effect.

This issues with the approval of Hon'ble Minister (Health).


15.1.2021

(Dr. R.N. Das)

Medical Superintendent Nursing Home
Dr. R. N. DAS
Medical Superintendent Nursing Home
Government of NCT of Delhi

To

1. MSs/MDs/Directors of all 45 Private Hospitals having total bed capacity of more than 100 beds as listed in Annexure - 'A'.
2. MSs/MDs/Directors of all 70 Private Hospitals having total bed capacity of 100 beds or less as listed in Annexure - 'B'.
3. MSs of all Private Hospitals of NCT of Delhi.

F.23/Misc/COVID-19/DGHS/NHC/2020/Pt XVIII/ 9367-375

Dated 15/01/2021

Copy to:

1. Secretary to Hon'ble Lt Governor, GNCTD
2. Secretary to Hon'ble Minister of Health, GNCTD
3. SO to CS, GNCTD
4. PS to Addl. Chief Secretary (Services)/Nodal Officer for COVID, GNCTD
5. PS to Pr. Secretary (Health & FW), GNCTD
6. PS to Director, DGHS


15.1.2021

(Dr. R.N. Das)


Medical Superintendent Nursing Homes

Dr. R. N. DAS
Medical Superintendent Nursing Home
Government of NCT of Delhi

ANNEXURE-'A'

Revised allocation of COVID Beds/ COVID ICU Beds in 45 Private Hospitals having total bed capacity of more than 100 beds

| S.No. | Name of Pvt. Hospital | Total Bed Capacity | Revised COVID Bed Capacity | Occupancy on 15.01.2021 | Revised COVID ICU Bed Capacity | Occupancy on 15.01.2021 |
|-------|---------------------------------------|--------------------|---|-------------------------|---|-------------------------|
| 1. | Indraprastha Apollo Hosp. | 718 | 15% of total bed capacity or at least twice the number of occupancy of COVID beds as on 15.01.2021, whichever is higher | 42 | 25% of total ICU bed capacity or at least twice the number of occupancy of COVID ICU beds as on 15.01.2021, whichever is higher | 16 |
| 2. | HAHC Hospital | 605 | -do- | 3 | -do- | 0 |
| 3. | St. Stephens Hospital | 595 | -do- | 16 | -do- | 9 |
| 4. | Max East/ West Block | 518 | -do- | 0 | -do- | 0 |
| 5. | Batra Hospital | 495 | -do- | 8 | -do- | 6 |
| 6. | BLK Hospital, Pusa Road | 465 | -do- | 34 | -do- | 18 |
| 7. | Max SS Hosp. Patparganj | 402 | -do- | 32 | -do- | 17 |
| 8. | Sir Ganga Ram Hospital | 401 | -do- | 45 | -do- | 31 |
| 9. | Maharaja Agrasen Hosp. Punjabi Bagh | 400 | -do- | 25 | -do- | 16 |
| 10. | Rajiv Gandhi Cancer Institute & RC | 360 | -do- | 2 | -do- | 2 |
| 11. | Holy Family Hospital | 345 | -do- | 11 | -do- | 6 |
| 12. | Fortis Escorts Heart Institute, Okhla | 310 | -do- | 12 | -do- | 1 |
| 13. | Max SS Hospital, Shalimar Bagh | 280 | -do- | 17 | -do- | 5 |
| 14. | Park Hospital, Meera Bagh | 270 | -do- | 2 | -do- | 2 |
| 15. | Fortis Hospital, Shalimar Bagh | 262 | -do- | 27 | -do- | 25 |
| 16. | Venkateshwar Hospital, Dwarka | 251 | -do- | 12 | -do- | 8 |
| 17. | Max Smart Hospital, Saket | 250 | -do- | 74 | -do- | 16 |
| 18. | Sri Balaji Action Medical Inst. | 250 | -do- | 14 | -do- | 7 |
| 19. | Jaipur Golden Hospital, Rohini | 242 | -do- | 19 | -do- | 11 |
| 20. | Manipal Hospital, Dwarka | 230 | -do- | 23 | -do- | 11 |
| 21. | Mata Chanan Devi Hospital, Janakpuri | 210 | -do- | 12 | -do- | 7 |
| 22. | Pushpawati Singhanian Hospital, Saket | 201 | -do- | 7 | -do- | 2 |
| 23. | Akash Healthcare, Dwarka | 200 | -do- | 11 | -do- | 4 |
| 24. | Dharamshila Narayana Hospital | 200 | -do- | 12 | -do- | 5 |
| 25. | Indian Spinal Injury Centre, | 200 | -do- | 2 | -do- | 1 |
| 26. | Shanti Mukand Hospital | 200 | -do- | 8 | -do- | 2 |
| 27. | Shree Agarsain International Hospital | 200 | -do- | 19 | -do- | 10 |
| 28. | Tirath Ram Shah Charitable Hospital | 200 | -do- | 9 | -do- | 3 |
| 29. | Saroj Super Speciality Hospital | 175 | -do- | 13 | -do- | 8 |
| 30. | Fortis SS Hospital, Vasant Kunj | 162 | -do- | 12 | -do- | 5 |
| 31. | Metro Hospital, Preet Vihar | 155 | -do- | 10 | -do- | 1 |
| 32. | Sant Parmanand Hospital, Civil Lines | 153 | -do- | 1 | -do- | 1 |
| 33. | Madhukar Rainbow Children Hosp. | 133 | -do- | 0 | -do- | 0 |
| 34. | Primus Super Specialty Hospital | 130 | -do- | 6 | -do- | 4 |
| 35. | Kukreja Hospital and Heart Centre | 120 | -do- | 0 | -do- | 0 |
| 36. | Maha Durga Charitable Trust Hospital | 120 | -do- | 4 | -do- | 2 |
| 37. | Kalra Hospital, Kirti Nagar | 116 | -do- | 6 | -do- | 4 |
| 38. | Mool Chand Khairati Ram Hospital | 116 | -do- | 4 | -do- | 1 |
| 39. | Medeor Hospital, Qutab Instl. Area | 110 | -do- | 4 | -do- | 0 |



Dr. R. N. DAS

 Medical Superintendent Nursing Home
 Page 3 of 6

 Government of NCT of Delhi

| S.No. | Name of Pvt. Hospital | Total Bed Capacity | Revised COVID Bed Capacity | Occupancy on 15.01.2021 | Revised COVID ICU Bed Capacity | Occupancy on 15.01.2021 |
|-------|---------------------------------|--------------------|---|-------------------------|---|-------------------------|
| 40. | Santom Hospital, Prashant Vihar | 105 | 15% of total bed capacity or at least twice the number of occupancy of COVID beds as on 15.01.2021, whichever is higher | 0 | 25% of total ICU bed capacity or at least twice the number of occupancy of COVID ICU beds as on 15.01.2021, whichever is higher | 0 |
| 41. | NKS Hospital, Gulabi Bagh | 102 | -do- | 1 | -do- | 1 |
| 42. | RLKC Metro Hospital, Naraina | 102 | -do- | 1 | -do- | 1 |
| 43. | Goyal Hospital & Urology Centre | 101 | -do- | 2 | -do- | 1 |
| 44. | Navjeevan Hospital, Pitampura | 101 | -do- | 0 | -do- | 0 |
| 45. | Rathi Hospital, Najafgarh | 101 | -do- | 1 | -do- | 1 |



Dr. R. N. DAS
 Medical Superintendent Nursing Home
 Government Hospital, Najafgarh

ANNEXURE-'B'

Revised allocation of COVID Beds/ COVID ICU Beds in 70 Private Hospitals having total bed capacity of 100 beds or less

| S.No. | Name of Pvt. Hospital | Total Bed Capacity | Revised COVID Bed Capacity | Occupancy on 15.01.2021 | Revised COVID ICU Bed Capacity | Occupancy on 15.01.2021 |
|-------|--|--------------------|--|-------------------------|--|-------------------------|
| 1. | B.M. Gupta Hospital, Uttam Nagar | 100 | Option of reserving COVID beds lies with the keeper. However, the hospital is to reserve at least twice the number of occupied COVID beds till the time such patients are discharged or there is no COVID patient admitted in the hospital | 1 | Option of reserving COVID ICU beds lies with the keeper. However, the hospital is to reserve at least twice the number of occupied COVID beds till the time such patients are discharged or there is no COVID patient admitted in the hospital | 1 |
| 2. | Bhagwati Hospital, Rohini | 100 | -do- | 1 | -do- | 0 |
| 3. | Brahm Shakti Hospital, Budh Vihar | 100 | -do- | 2 | -do- | 2 |
| 4. | Delhi Heart & Lung Institute | 100 | -do- | 0 | -do- | 1 |
| 5. | Jeevan Anmol Hospital, Mayur Vihar | 100 | -do- | 0 | -do- | 0 |
| 6. | Jeevan Nursing Home, Pusa Road | 100 | -do- | 0 | -do- | 0 |
| 7. | Sehgal Neo Hospital, Paschim Vihar | 100 | -do- | 3 | -do- | 0 |
| 8. | Shri Ram Singh Hospital | 100 | -do- | 0 | -do- | 0 |
| 9. | Mata Roop Rani Maggo Hospital | 93 | -do- | 0 | -do- | 0 |
| 10. | VIMHANS | 90 | -do- | 2 | -do- | 0 |
| 11. | Cygnus MLS, Rama Vihar | 86 | -do- | 1 | -do- | 0 |
| 12. | Bhagat Chandra Hospital, Dwarka | 85 | -do- | 3 | -do- | 1 |
| 13. | Konark Hospital, Nangloi | 80 | -do- | 0 | -do- | 0 |
| 14. | Jeewan Mala Hospital, Rohtak Road | 75 | -do- | 1 | -do- | 0 |
| 15. | National Heart Institute | 75 | -do- | 7 | -do- | 7 |
| 16. | Tarak Hospital, Uttam Nagar | 75 | -do- | 1 | -do- | 0 |
| 17. | Cygnus Sonia Hospital, Nangloi | 70 | -do- | 2 | -do- | 2 |
| 18. | Maharaja Agrasen Hospital, Dwarka | 70 | -do- | 0 | -do- | 2 |
| 19. | Malik Radix Hospital | 70 | -do- | 3 | -do- | 0 |
| 20. | MGS Hospital, Punjabi Bagh | 70 | -do- | 0 | -do- | 0 |
| 21. | Sitaram Bharti Inst. of Science & Res. | 70 | -do- | 0 | -do- | 0 |
| 22. | Ayushman Hospital, Dwarka | 64 | -do- | 3 | -do- | 3 |
| 23. | Gandhi Nursing Home, Uttam Nagar | 60 | -do- | 0 | -do- | 1 |
| 24. | Chayan Hospital, Najafgarh | 55 | -do- | 0 | -do- | 0 |
| 25. | Divya Prastha Hospital | 55 | -do- | 1 | -do- | 0 |
| 26. | Irene Hospital, Kalkaji | 55 | -do- | 0 | -do- | 0 |
| 27. | PGH Hospital, Vikas Nagar | 55 | -do- | 0 | -do- | 0 |
| 28. | Satyabhama Hospital, Nangloi | 55 | -do- | 0 | -do- | 0 |
| 29. | Ardent Ganpati | 52 | -do- | 0 | -do- | 0 |
| 30. | Mansaram Hospital, Nangloi | 52 | -do- | 4 | -do- | 0 |
| 31. | Jain Hospital, Vikas Marg Extn. | 51 | -do- | 2 | -do- | 1 |
| 32. | Ansari Hospital, Sagarpur | 50 | -do- | 0 | -do- | 0 |
| 33. | Apex City Hospital | 50 | -do- | 0 | -do- | 0 |
| 34. | Bansal Global Hospital, Jahangirpuri | 50 | -do- | 1 | -do- | 0 |
| 35. | Bansal Hospital & Research Centre | 50 | -do- | 0 | -do- | 0 |
| 36. | Bensups Hospital, Dwarka | 50 | -do- | 0 | -do- | 0 |
| 37. | Bhagwan Mahavir Hospital | 50 | -do- | 0 | -do- | 0 |
| 38. | Bhatia Global Hospital, Paschim Vihar | 50 | -do- | 0 | -do- | 0 |
| 39. | CD Global Hospital, Najafgarh Road | 50 | -do- | 1 | -do- | 1 |
| 40. | Dharamvir Solanki Hospital, Rohini | 50 | -do- | 0 | -do- | 0 |
| 41. | Dr. Chaudhary Moral Hospital | 50 | -do- | 0 | -do- | 0 |
| 42. | East Delhi Medical Centre | 50 | -do- | 0 | -do- | 0 |
| 43. | Garg Hospital, Karkardooma | 50 | -do- | 0 | -do- | 0 |
| 44. | Goyal Hospital, Paschim Vihar | 50 | -do- | 0 | -do- | 0 |
| 45. | Gupta Multispecialty Hospital | 50 | -do- | 0 | -do- | 0 |
| 46. | IBS Hospital, Lajpat Nagar | 50 | -do- | 0 | -do- | 0 |
| 47. | Jeewan Moti Khera Hospital, Nangloi | 50 | -do- | 0 | -do- | 0 |
| 48. | K K Surgical & Maternity Centre | 50 | -do- | 0 | -do- | 0 |
| 49. | Kalra Hospital, Dwarka | 50 | -do- | 0 | -do- | 0 |
| 50. | Kapil Multispecialty Hospital | 50 | -do- | 0 | -do- | 0 |

| S.No. | Name of Pvt. Hospital | Total Bed Capacity | Revised COVID Bed Capacity | Occupancy on 15.01.2021 | Revised COVID ICU Bed Capacity | Occupancy on 15.01.2021 |
|-------|-------------------------------------|--------------------|--|-------------------------|--|-------------------------|
| 51. | Khandelwal Hosp. and Urology Cent. | 50 | Option of reserving COVID beds lies with the keeper. However, the hospital is to reserve at least twice the number of occupied COVID beds till the time such patients are discharged or there is no COVID patient admitted in the hospital | 0 | Option of reserving COVID ICU beds lies with the keeper. However, the hospital is to reserve at least twice the number of occupied COVID beds till the time such patients are discharged or there is no COVID patient admitted in the hospital | 0 |
| 52. | Kosmos Super Specialty Hospital | 50 | -do- | 0 | -do- | 0 |
| 53. | Kukreja Hospital, Mayur Vihar | 50 | -do- | 0 | -do- | 0 |
| 54. | Lalita Hospital, Begumpur | 50 | -do- | 1 | -do- | 1 |
| 55. | Maharaja Agarsain Hosp., Narela | 50 | -do- | 0 | -do- | 0 |
| 56. | Medstar Hospital, Paschim Vihar | 50 | -do- | 2 | -do- | 2 |
| 57. | Metro Hospital, Lajpat Nagar | 50 | -do- | 5 | -do- | 3 |
| 58. | Panchsheel Hospital, Yamuna Vihar | 50 | -do- | 0 | -do- | 0 |
| 59. | Pushpanjali Medical Centre | 50 | -do- | 3 | -do- | 3 |
| 60. | Samar Hospital, Dwarka | 50 | -do- | 0 | -do- | 0 |
| 61. | Sanjeevan Medical Res. , Daryaganj | 50 | -do- | 1 | -do- | 1 |
| 62. | Shakuntala Nursing Home | 50 | -do- | 0 | -do- | 0 |
| 63. | SMS Hospital, Gagan Vihar | 50 | -do- | 0 | -do- | 0 |
| 64. | Surya Hospital, Krishna Nagar | 50 | -do- | 0 | -do- | 0 |
| 65. | Universal Centre of Health services | 50 | -do- | 1 | -do- | 0 |
| 66. | Vikas Hospital | 50 | -do- | 2 | -do- | 2 |
| 67. | World Brain Center | 50 | -do- | 0 | -do- | 0 |
| 68. | Sir Ganga Ram City Hospital | 37 | -do- | 0 | -do- | 0 |
| 69. | Ishan Hospital | 35 | -do- | 0 | -do- | 0 |
| 70. | Revive Hospital | 30 | -do- | 3 | -do- | 3 |



Dr. R. N. DAS
 Medical Superintendent Nursing Home
 Government of NCT of Delhi